

CAREER GUIDANCE PROGRAM

STUDENT ASSESSMENT REPORT

Unique ID:
srishti agarwal
Class: 12th | School: IDC



WELCOME TO IDC YOUR PERSONAL CAREER GUIDE!

Dear srishti agarwal,

Thank you for your association with the Career Guidance Program at IDC.

You must have been eagerly awaiting the result and interpretation of the assessment that you took on 2017-08-10 at your school. The findings are now here. These have been understood, analyzed and interpreted to comprise this report. You will find an elaborate explanation of your Aptitude, Interest and Personality profile, in the pages that follow. Your assessment results have been understood and put through the Career Fitment Analytics system, to identify the most suited career profiles for you.

We recommend that you and your parents familiarize yourselves with the report before the one-on-one interaction with our counselors. They shall guide you through your further education and career planning process, so as to facilitate systematic and informed academic and career decision making.

We wish you the very best,
Team iDreamCareer.

Sample Report



ABOUT THE REPORT

This report provides an in-depth description of your responses to the Career Guidance Program Assessment. Designed to help you identify and understand your potential, personality and career interests, this report can start you on the journey of matching your attributes with your academic and career goals. To guide you through the career planning process and help you set goals, a variety of career recommendations that correspond with your personal attributes are provided. This report is designed to expand your options, rather than limit them, thereby providing you many avenues to explore.

AS YOU READ THROUGH THIS REPORT THERE ARE A NUMBER OF THINGS TO KEEP IN MIND:

- This report is solely based on the introspective data provided by you on the Career Guidance Program Assessment tools.
- This report presents several career recommendations to you which fit your personal profile in some way. Therefore, do not focus on finding a perfect career. Kindly consider a multitude of factors while zeroing down your career options.
- When you are making career decisions gather as much information as possible.
- The analyses drawn in this report are based on single evidence and hence must be supplemented with other information such as academic grades, etc. The results of this report should be used with caution.

HOW WILL THIS REPORT BENEFIT YOU?

- Understanding your abilities, personal characteristics and interests and preferences
- Identifying career options that are consistent with your personal profile
- Directing your career exploration and planning based on informed and accurate results
- Charting out action plan to advance your career goals
- Gaining extensive insights about different careers

HOW YOUR REPORT IS ORGANIZED?

Introduction to the World of Careers

- Section - I - Psychometric Analysis: Aptitude, Personality & Interest
- Section - II - Career Fitment Analysis
- Section - III - Summary and Recommendations



INTRODUCTION TO THE "WORLD OF CAREERS"

- Engineering
- Business Management
- Finance Acct. & Banking
- Science & Mathematics
- Medical Sciences
- Allied Medical Sciences
- Hospitality & Tourism
- Performing Arts
- Architecture
- Design
- Animation & Graphics
- Mass Communication
- Journalism
- Social Sciences
- Sales & Marketing
- Legal Studies
- Govt & Defence
- Information Technology
- Education & Teaching
- Agriculture & Food
- Fitness & Well-Being



SECTION I- PSYCHOMETRIC ANALYSIS

A. APTITUDE

This section of the report will help you in understanding your potential skills and abilities. It will further help you to identify the skill areas which you can develop, in order to be proficient in your chosen career path.



NUMERICAL APTITUDE

Mathematical Concept
Comfort with numbers



VERBAL APTITUDE

Language Concept
Understanding written words
& sentences



MECHANICAL APTITUDE

Mechanical Concept
Understanding of machines



SPATIAL APTITUDE

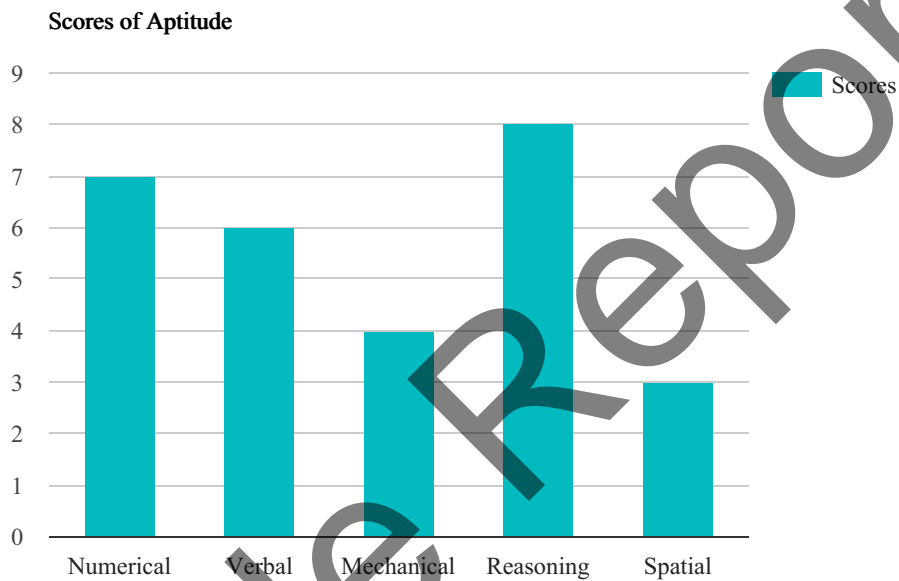
Pattern & Figure Concept
Understanding Visual Patterns



REASONING APTITUDE

Rational & Logical Concept
Understanding of Problems
& Solutions

YOUR APTITUDE PROFILE



High Potential Areas

High Potential areas are your strength areas with respect to your aptitude.

Numerical Aptitude

You seem very comfortable dealing and working around mathematical concepts. You reflect a high fluency in numerical operations. This fluency can be utilized as your strength area, in your choice of careers.

Reasoning Aptitude

You show a keen ability to understand rational and logical concepts in order to comprehend complex relationships while solving problems. These capabilities can be utilized as your strength area, in your choice of careers.

YOUR APTITUDE PROFILE

Medium Potential Areas

Medium potential areas are your skill areas with respect to your aptitude which can be developed further with effort and guidance.

Verbal Aptitude

You seem to have a fair degree of understanding of written word and language concepts. However, you may struggle in evaluating and interpreting complex written words or language.

Mechanical Aptitude

You seem to understand basic mechanical principles and concepts and have the ability to apply your knowledge to accurately analyse and solve mechanical problems. However, it may be difficult for you to evaluate or understand complex mechanical operations.

Low Potential Areas

Low potential areas are your skill areas with respect to your aptitude which demonstrate low ability.

Spatial Aptitude

You seem to have basic understanding and knowledge of visual patterns and figures. However, you may have some difficulty in understanding and working with complex visual patterns or abstract concepts.

B. PERSONALITY

This section elaborates upon your Personal traits and characteristics. Personality attributes are reliable indicators of the elements that you may find satisfying and rewarding in your chosen career path. Understanding your personal attributes and aligning it to career choices helps you in understanding what is important to you as an individual and the work environments that you are likely to enjoy.



**Learning
Orientation**



**Inter-personal
Orientation**



**Emotional
Orientation**



**Attitudinal
Orientation**



**Conscientiousness
Orientation**

YOUR PERSONALITY PROFILE

LEARNING ORIENTATION (OPENNESS TO EXPERIENCE)

Practical
Realistic



Imaginative
Experimental

YOUR PERSONAL PROFILE INDICATES

IMAGINATIVE: You seem to be highly imaginative.

AESTHETICS: You usually appreciate different forms of arts such as dance, music or painting and also enjoy intellectual challenges. You prefer variety in your experiences and often look for new hobbies and activities.

IDEAS: You are generally open-minded and liberal in your values and beliefs.

EMOTIONAL ORIENTATION (NEUROTICISM)

Strong
Resilient
Calm



Sensitive
Nervous
Anxious

YOUR PERSONAL PROFILE INDICATES

EMOTIONAL BALANCE: You are generally a calm and composed person.

ANXIETY: You may, sometimes, feel unhappy and sad, depending upon the situation.

STRESS CONTROL: You are usually able to deal with most of the stressful situations in a normal way.

YOUR PERSONALITY PROFILE

CONSCIENTIOUSNESS ORIENTATION

Easy going
Impulsive



Focused
Organized

YOUR PERSONAL PROFILE INDICATES

FOCUS: You generally set clear goals for yourself, but also tend to set aside work for pursuing leisure activities.

DECISION MAKING: You sometimes tend to take impulsive decisions.

ORGANIZED: You are moderately well-organised and methodical, and try to keep your surroundings fairly neat and clean.

VALUES: You are fairly ethical and try to meet most of your commitments.

ATTITUDINAL ORIENTATION (AGREEABLENESS)

Tough
Competitive



Generous
Co-operative

YOUR PERSONAL PROFILE INDICATES

TRUST: You seem to be moderately trusting of people, but avoid being gullible.

TOUGH: You prefer to strike a balance between being completely honest and somewhat calculating, in getting your work done.

HELPING: You tend to be cooperative, while also competing with others. You are also fairly considerate and helpful to others, depending upon the situation.

YOUR PERSONALITY PROFILE

INTERPERSONAL ORIENTATION (EXTRAVERSION)

Quiet
Introvert



Social
Extrovert

YOUR PERSONAL PROFILE INDICATES

ACTIVITY & ENERGY: You tend to be moderately energetic and active.

SOCIAL PREFERENCES: You generally remain cheerful and optimistic, in most of the situations that you come across.







WARMTH & CONTROL: You like to be fairly social, but also enjoy spending your time alone.

Sample Report

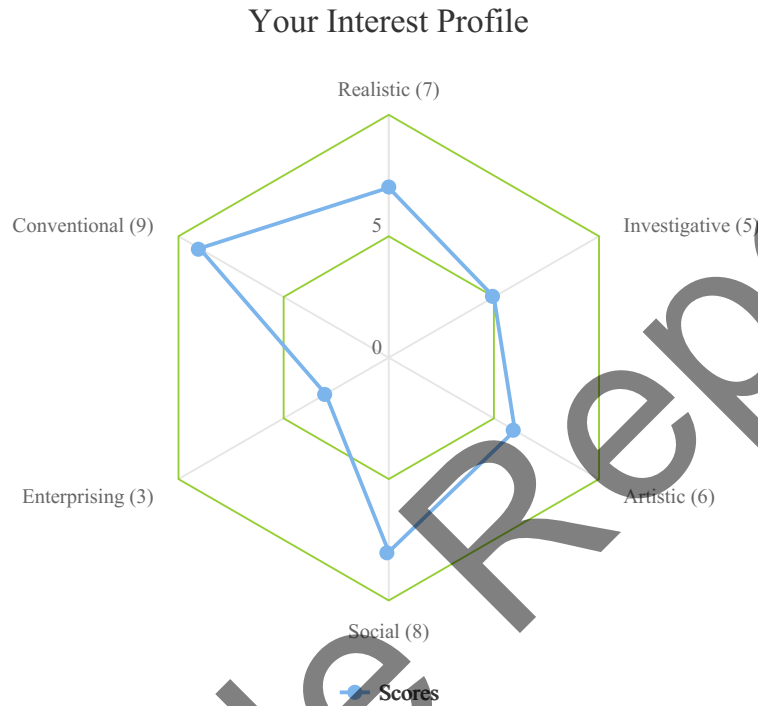
C. INTEREST

This section of the report elaborates upon your Interest patterns. Getting familiar with your interests will help in determining the work areas that you are likely to enjoy. Aligning these Interest findings with career choices is likely to facilitate greater work satisfaction, higher motivation and improved productivity.

RIASEC - Interest Types

	<p><u>REALISTIC:</u> People are doers! They prefer to use physical strength & work with hands</p>
	<p><u>INVESTIGATIVE:</u> People are thinkers! They like to analyze & interpret data & things</p>
	<p><u>ARTISTIC:</u> People are creators! They like to express creativity & appreciate art</p>
	<p><u>SOCIAL:</u> People are helpers! They like to help, provide support & care for others</p>
	<p><u>ENTERPRISING:</u> People are persuaders! They like to influence & lead others</p>
	<p><u>CONVENTIONAL:</u> People are organised! They like to organise & manage data</p>

YOUR INTEREST PROFILE



Your Top Interest Themes are
Conventional, Social, Realistic

You are a
Organizer, Helper, Doer

YOUR INTEREST PROFILE



Conventional:

Conventional people are usually meticulous, persistent, and practical. They are attracted to work environments that involve organization, setting up and managing information systems, data management, accounting, investing and maintaining records. They tend to be careful and conscientious, display skills in conducting analysis, and working with numbers. They seem to value accuracy, stability and efficiency. Conventional occupations frequently involve collecting and managing information, working with numbers and operating computers.



Social:

Social people are usually caring, helpful, friendly, and responsible. They are attracted to work environments that are supportive, and involve working closely with others, helping and assisting them. They prefer solving issues and problems through discussions of feelings and interactions with others. They tend to be very expressive, sensitive and caring and they often enjoy taking a leadership role at work. They seem to value cooperation, generosity and service to others. Social occupations frequently involve working with, communicating with, and teaching and providing care to people. Such tasks or activities often require helping or providing service to others.

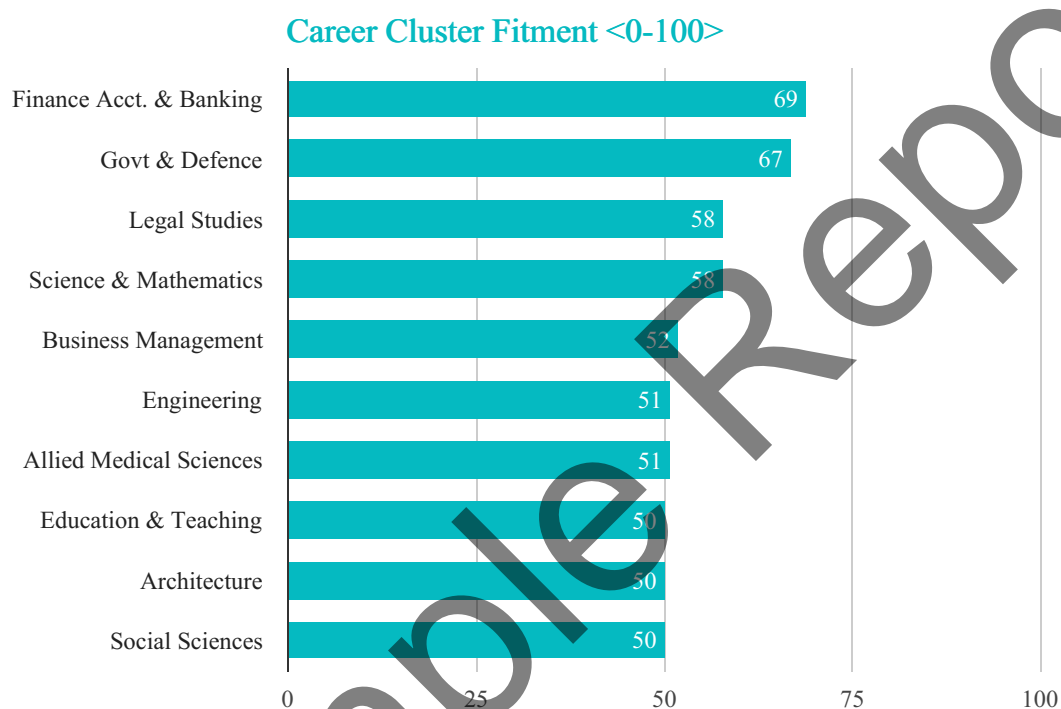


Realistic:

Realistic people are usually physically active, practical, and down-to-earth. They are attracted to work environments that involves using technical expertise and manual skills. They tend to be hands-on, adventurous, and athletic. They seem to value tradition, practicality and common sense. Realistic occupations frequently involve exerting physical strength, using tools, operating equipment, and working outdoors. Such tasks or activities often require working independently with medium to low interaction with others.

SECTION II- CAREER FITMENT ANALYSIS

This section highlights your overall fitment to broad career fields, in terms of Aptitude, Personality & Interest. This facilitates the comparison of the findings, with respect to the career clusters determined to be the most appropriate for you.



SECTION II- CAREER FITMENT ANALYSIS

Below, represents how your Aptitude, Personality and Interest correspond to different career fields. The high fitment career fields for each of the attribute are presented.

Aptitude



Personality



Interest



SECTION III-

SUMMARY & RECOMMENDATIONS

This section highlights further detailed and comprehensive analysis of your top recommended career fields/clusters.

